

PAGE 1/2

ISSUE 06-02-18

SERIE : SPDT

PART NUMBER : R570413000

RF CHARACTERISTICS

Frequency range : **0 - 18 GHz**
 Impedance : **50 Ohms**

Frequency (GHz)	DC - 3	3 - 8	8 - 12.4	12.4 - 18
VSWR max	1.10	1.20	1.20	1.40
Insertion loss max	0.15 dB	0.20 dB	0.25 dB	0.35 dB
Isolation min	80 dB	75 dB	65 dB	60 dB
Average power (*)	240 W	150 W	120 W	100 W

ELECTRICAL CHARACTERISTICS

Actuator : **FAILSAFE**
 Nominal current ** : **102 mA**
 Actuator voltage (Vcc) : **28V (24 to 30V)**
 Terminals : **solder pins (250°C max. / 30 sec.)**

MECHANICAL CHARACTERISTICS

Connectors : **SMA female per MIL-C 39012**
 Life : **10 million cycles**
 Switching Time*** : **< 10 ms**
 Construction : **Splashproof**
 Weight : **< 45 g**

ENVIRONMENTAL CHARACTERISTICS

Operating temperature range : **-40°C to +85°C**
 Storage temperature range : **-55°C to +85°C**

(* Average power at 25°C per RF Path)

(** At 25° C ±10%)

(*** Nominal voltage ; 25° C)



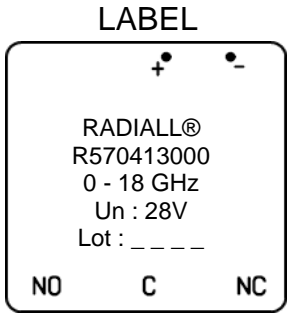
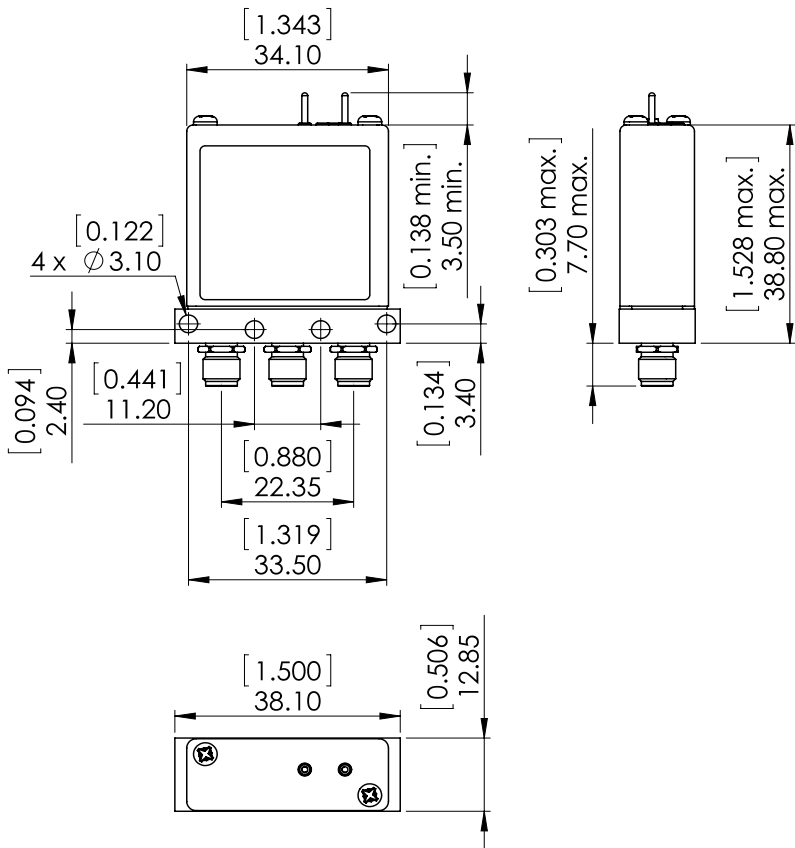
PAGE 2/2

ISSUE 06-02-18

SERIE : SPDT

PART NUMBER : R570413000

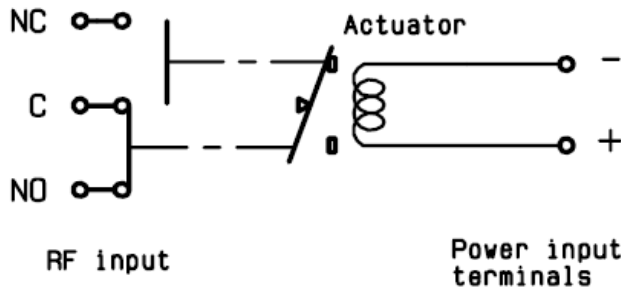
DRAWING



General tolerances : ±0,5 mm [0,02 in]

SCHEMATIC DIAGRAM

Position Energized :



Voltage	RF Continuity
De-energized	C ↔ NC
energized	C ↔ NO