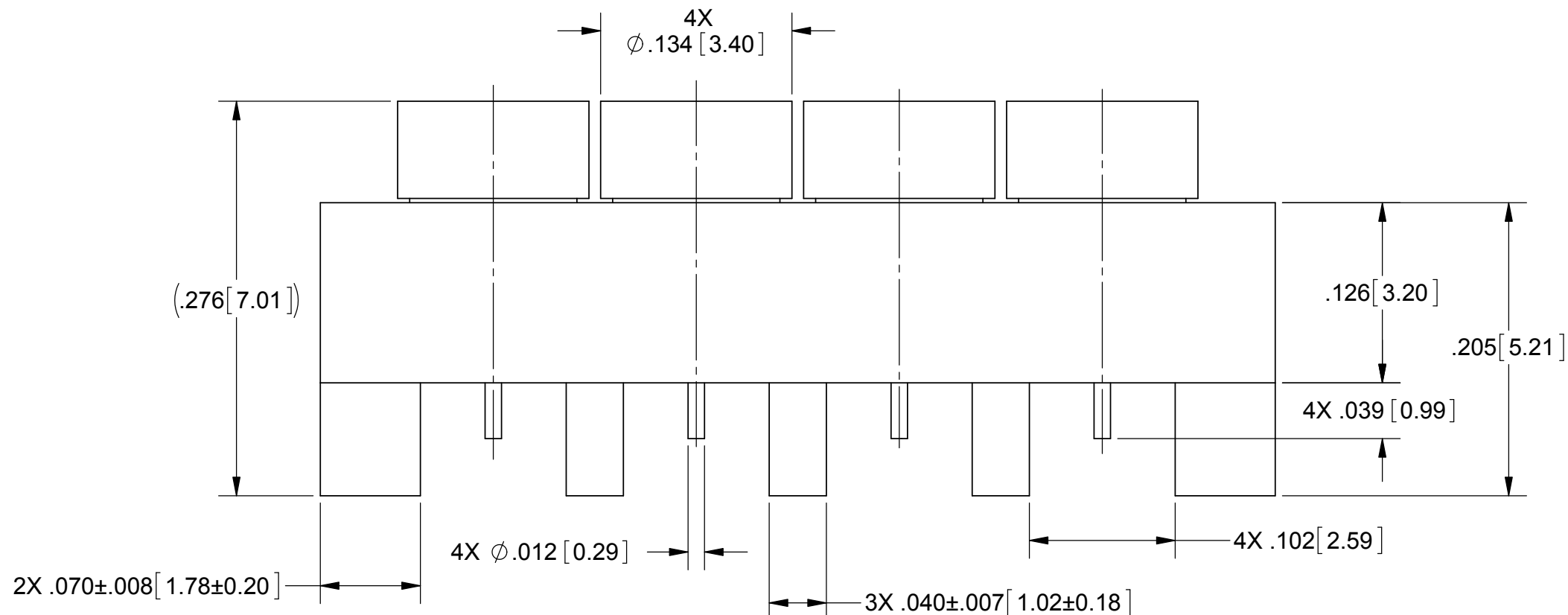
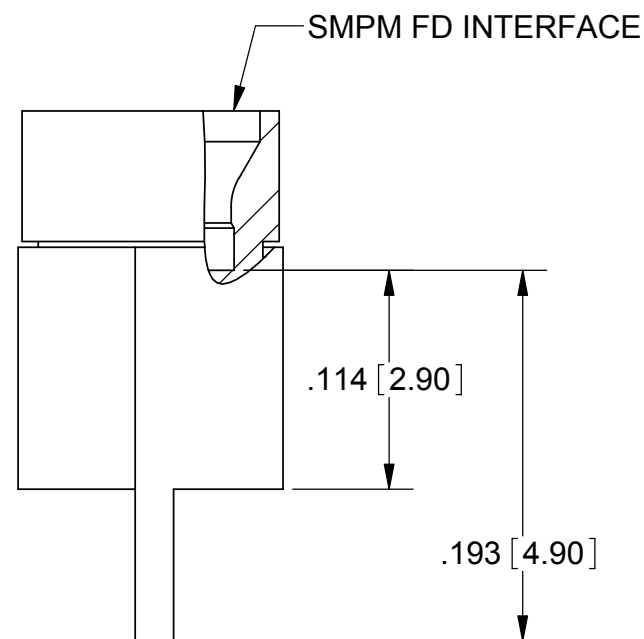


PRODUCT DATA DRAWING

REVISION HISTORY			
REV	DESCRIPTION	DATE	APPROVED
-	DCN 38497	08/11	PJS



MATERIAL:

BODY & SHROUDS: STAINLESS STEEL PER AMS-5640, ALLOY UNS S30300, TYPE 1

CONTACTS: BERYLLIUM COPPER PER ASTM B196, ALLOY No. UNS C17300, TD04

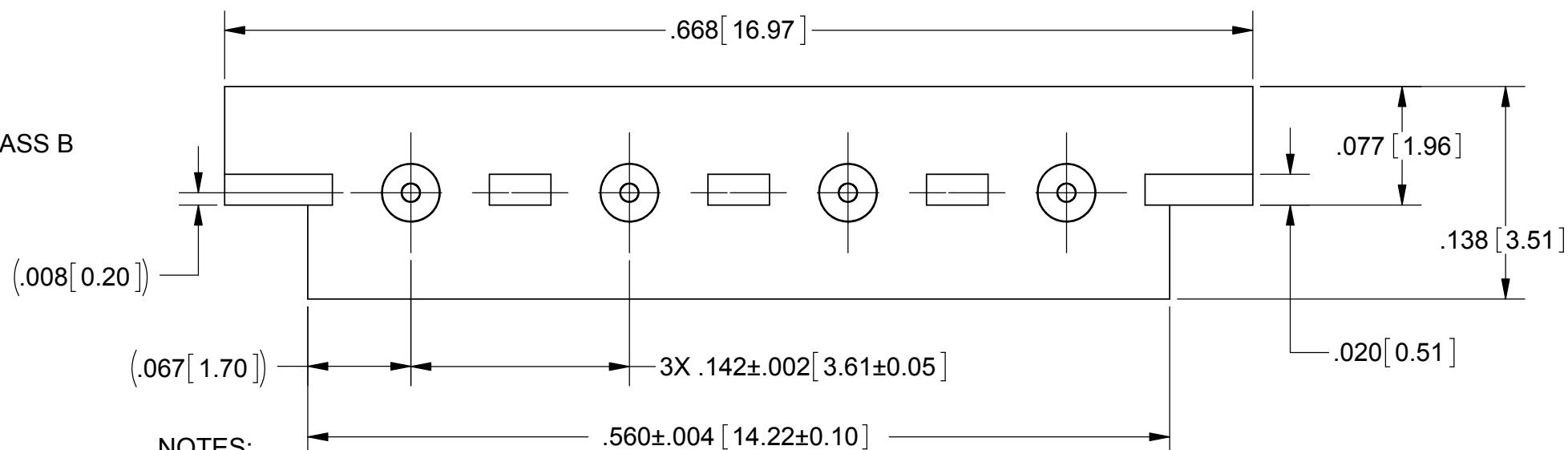
INSULATORS: PTFE PER ASTM D1710, TYPE I, GRADE 1, CLASS B

FINISH:

BODY, SHROUDS, & CONTACTS: GOLD PER ASTM B488, TYPE II, CODE C, CLASS 1.27, OVER NICKEL PER AMS-QQ-N-290, CLASS 1, .00005" MIN.

PERFORMANCE:

IMPEDANCE: 50 OHMS
FREQ. RANGE: DC TO 65 GHz
RETURN LOSS: 35dB DC TO 15.0GHz
 23dB 15.0 TO 25.0GHz
 20dB 25.0 TO 40.0GHz
INSERTION LOSS: .10 X SQRT(F(F IN GHz))
SHROUD TO BODY RETENTION: 8 LBS MIN (AXIAL)



NOTES:
 1. FOR A FOOTPRINT RECOMMENDATION SPECIFIC TO YOUR PCB, PLEASE CONTACT US AT applications@svmicro.com

MATERIAL: SEE NOTES	DIMENSIONS ARE IN INCHES TOLERANCES: FRACTIONAL: ±1/64 ANGULAR: X° ±1'0" X"X' ±15'	UNLESS OTHERWISE SPECIFIED 1) ALL DIMENSIONS ARE IN INCHES (MILLIMETERS) 2) ALL DIMENSIONS ARE AFTER PLATING. 3) BREAK CORNERS & EDGES .005 R. MAX. 4) CHAM. 1ST & LAST THREADS. 5) SURFACE ROUGHNESS 63-MIL-STD-10. 6) DIA.'S ON COMMON CENTERS TO BE CONCENTRIC WITHIN .005 T.I.R. 7) REMOVE ALL BURRS	SV Microwave, Inc. 2400 Centrepark West Drive, Suite 100 West Palm Beach, FL 33409
FINISH: SEE NOTES	DECIMAL: X ±.030 .XX ±.010 .XXX ±.005	INTERPRET DIMENSIONS AND TOLERANCES PER ASME Y14.5M - 1994	TITLE: SMPM FD MALE 4-PORT EDGE LAUNCH
SURFACE AREA: N/A	THIRD ANGLE PROJECTION	DRAWN: FED 08/25/11 CHECKED: PJS 08/25/11 APPROVED: PJS 08/25/11	SIZE: B CAGE CODE: 95077 DWG. NO.: 9311-60039
PROPRIETARY THE INFORMATION CONTAINED IN THIS DRAWING IS THE SOLE PROPERTY OF SV MICROWAVE, INC. ANY REPRODUCTION IN PART OR AS A WHOLE WITHOUT THE WRITTEN PERMISSION OF SV MICROWAVE, INC IS PROHIBITED.			SCALE: 10:1 SHEET 1 OF 1