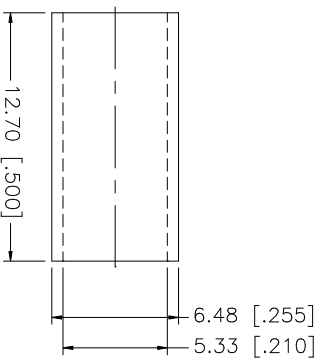
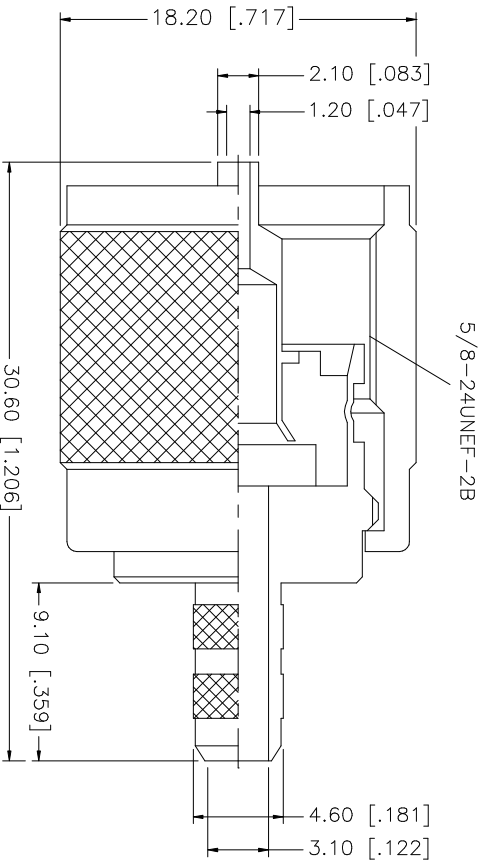
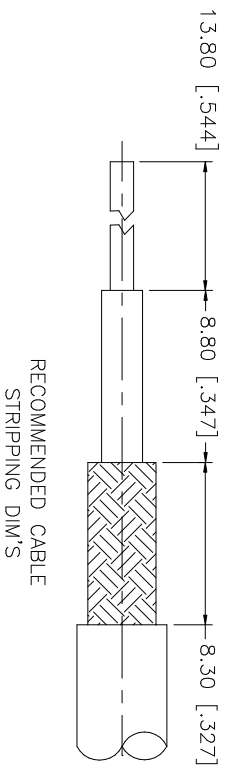


REV.	DATE	DESCRIPTION
A	11/04/03	MODIFY CONTACT OPENING/ PART DESCRIPTION
B	01/15/04	MODIFY PART DESCRIPTION / ADD CRIMP NOTES



NOTE:

1. CRIMPED FERRULE
HEX. CRIMP SIZE .213"
2. CRIMPED CONTACT PIN
HEX. CRIMP SIZE .068"

DESCRIPTION	MATERIAL	FINISH	QTY	UNLESS OTHERWISE SPECIFIED DIMENSIONS ARE IN MILLIMETERS. DIMENSIONS IN [] ARE IN INCHES AND FOR CUSTOMER REFERENCE ONLY. TOLERANCES FOR MILLIMETERS ARE: 0.5 - 8mm ± 0.20mm 8 - 30mm ± 0.40mm 30 - 120mm ± 0.50mm UNLESS OTHERWISE SPECIFIED DIMENSIONS ARE: 0.20 - .315 ± 0.007" .315 - 1.180 ± 0.015" 1.180 - 4.724 ± 0.020"	DO NOT SCALE DRAWING	APPROVALS	DATE	PART DESCRIPTION						
8								<p>Amphenol Connex</p> <p>UHF CRIMP PLUG (FOR RG-58, 141, LMR200 CABLE)</p> <p>182100</p>						
7														
6														
5														
4	FERRULE	COPPER	NICKEL	1										
3	CONTACT PIN	BRASS	GOLD	1										
2	INSULATOR	TEFLON	NATURAL	1										
1	SHELL/BODY	BRASS	NICKEL	1										
DESCRIPTION	MATERIAL	FINISH	QTY	DO NOT SCALE DRAWING	CAD FILE	C:/182/182100.DWG	DWG. NO.	182100.DWG	REV.	B	SIZE	A	SCALE	NA